










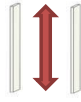










Pricegroup 1				Pricegroup 2		Pricegroup 3			
Maple Imit. -01 	Wenge Imit. -03 	lacquered White -04 	Walnut Imit. -07 	Natural Oak Imit. -05 	Oak blackbrown -23 	pure White -14 	High gloss lacquered Black -09 	Sand -12 	Grey -16 
on Request	on Request						Only as front colour!		

Sides	Top-mounted Sides	Vario Sides	Height Adjuster for Sides
TWA = outer side TWI = inner side	heights from 15 up to 109,2 cm recommended heights: 36,6 cm or 72,9 cm or 109,2 cm mounting distance to ceiling 4 cm	heights from 15 up to 221,2 cm	
			
W/H/D cm			
Item No.			
Item No.			
Pricegr. 1			
Pricegr. 2			
Pricegr. 3			

Shelves	Vario Shelf
	
W/H/D cm	
Item No.	
Pricegr. 1	
Pricegr. 2	
Pricegr. 3	

Wall Mountable Shelf	Integrated table
	
W/H/D cm	
Item No.	
Pricegr. 1	
Pricegr. 2	
Pricegr. 3	

Glass Shelves (set of 2)
! Not to be used behind revolving doors !

W/H/D cm
Item No.
Price

Chest of doors	Closet	Height Adjuster for closet
2 doors with damper, behind 2 shelves each	- 1 door with dampers - 5 fixed shelves - single use possible (sides only drilled inside) - no sides need for ending	
		
W/H/D cm		
Item No.		
Pricegr. 1		
Pricegr. 2		
Pricegr. 3		

TV tables	TV module
2 drawers with self closing and damper	without sides
	
W/H/D cm	
Item No.	
Pricegr. 1	
Pricegr. 2	
Pricegr. 3	

Pricegroup 1				Pricegroup 2		Pricegroup 3			
Maple Imit. -01	Wenge Imit. -03	lacquered White -04	Walnut Imit. -07	Natural Oak Imit. -05	Oak blackbrown -23	pure White -14	High gloss lacquered Black -09	Sand -12	Grey -16
on Request	on Request								Only as front colour!

Revolving Doors

incl. 2 glass shelves + back panel			incl. 1 glass shelf + back panel		
5 % frosted	30 % frosted with alu frame	wood	30 % frosted with alu frame	glass clear with alu frame	wood
back panel silver	back panel silver	back panel silver	back panel silver	back panel carcass coloured	back panel silver
W/H/D cm 42/104,9/0,4	42/104,9/2,1	42/104,9/1,6	55,9/68,6/2,1	55,9/68,6/2,1	55,9/68,6/1,6
Item No. TO33-1	TO32-1	TO41-1..	TO35-1	TO350-1-..	TO44-1-..
Pricegr. 1					
Pricegr. 2	-	-	-	-	-
Pricegr. 3	-	-	-	-	-

Set of Drawers

W/H/D cm 42/32,9/30,4	55,9/32,9/30,4	87,4/32,9/30,4
Item No. TO50-1-..	TO53-1-..	TO52-1-..
Pricegr. 1		
Pricegr. 2	-	-
Pricegr. 3	-	-

CD Inserts

silver	
silver: TO51-1	silver: TO54-1
W/H/D cm 42/32,9/16,3	55,9/32,9/16,3
Item No. TO51-1-..F	TO54-1-..F
Pricegr. 1	
Pricegr. 2	-
Pricegr. 3	-

Inserts

incl. back panel		
W/H/D cm 55,9/69/33	42/105,4/33	115,2/32,8/33
Item No. TO561-..	TO562-..	TO563-..
Pricegr. 1		
Pricegr. 2	-	-
Pricegr. 3	-	-

Glass Sliding Doors with Aluminium Frame

(Rails have to be ordered sererately)

W/H/D cm 93,6/110/2,1	48,3/220,4/2,1	93,6/220,4/2,1	139/111,6/2,1	121,4/110/2,1	
Item No. 30% frosted TO819	TO861	TO801	TO821	TO851	Item No. TO8093
Item No. black TO818	TO864	TO804	TO824	TO854	TO8184
Price					TO8229
					TO8240
					TO8275
					TO8300
					TO-VS
					Price max. 500

Wooden Sliding Doors











(Rails have to be ordered sererately)

		-04 & -05 & -09 & -12 & -14 & -16 & -23	
W/H/D cm 121,4/36/1,6	121,4/72,3/1,6	Item No. TO8240	Price 239,8
Item No. TO890-..	TO880-..	TO8300	300
Pricegr. 1		TO-VS	max. 500
Pricegr. 2			
Pricegr. 3			




Lighting

incl. Trafo & switch



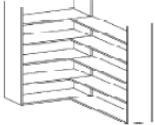


21 LED's with hand switch	LED Top Light with foot switch	LED Top Light	Transformer with 6-way distributor foot switch	RGB-LED Spot	Transformer with 6-way distributor and remote control
1 Stück	set of 2	1 unit	5021241	1 unit	5021237
Item No. B17	B23-2	5021240		5021237	5021238
Price	B23-3				

Pricegroup 1				Pricegroup 2		Pricegroup 3			
Maple Imit. -01	Wenge Imit. -03	lacquered White -04	Walnut Imit. -07	Natural Oak Imit. -05	Oak blackbrown -23	pure White -14	High gloss lacquered Black -09	Sand -12	Grey -16
									
on Request	on Request								Only as front colour!

Accessories

<p>LED lighting for glass shelves Set of 2, inkl. Trafo and switch Suitable for:</p> <p>TO28-2 TO27-2 TO29-2</p>  <p>41,3 cm wide 55,2 cm wide 86,6 cm wide</p> <p>Item No. B42-2 B55-2 B87-2</p> <p>Price</p>			<p>AMP Extension Cable 2 meters, black</p>  <p>B-VK</p>	<p>Thick Edge/Edge Stripe Available up to 5 m Not suitable for ironing</p>  <p>Please quote colour code and length All lengths same price TO-Z03-..</p>
--	--	--	--	--

<p>Additional glass shelves Only usable behind revolving doors</p>  <p>1 unit 1 unit</p> <p>W/H/D cm 41,9/0,5/30,5 55,8/0,5/30,5</p> <p>Item No. TO-Z40 TO-Z41</p> <p>Price</p>		<p>Additional wooden shelves Only usable behind revolving doors</p>  <p>2 Stck. 2 Stck.</p> <p>W/H/D cm 42/1,6/30,5 55,9/1,6/30,5</p> <p>Item No. TO-Z06 TO-Z07</p> <p>Price</p>	
---	--	--	--

<p>Rear wall Front side silver Back side uncoated</p>  <p>W/H/D cm 59,3/72,6/0,3</p> <p>Item No. TO-Z50</p> <p>Price</p>	<p>Rear wall Front side silver Back side uncoated</p>  <p>W/H/D cm 45,4/108,8/0,3</p> <p>Item No. TO-Z51</p> <p>Price</p>	<p>Accessory kit for construction of corner combinations for 7 shelves</p>  <p>TO-Z08</p>	<p>Color swatches:  -04 & -05 & -14 & -23 Ceiling bracing</p>  <p>TO-Z10-..</p>
---	--	--	--

<p>Fitting to hang the chest of doors TKM001-....</p>   <p>Item No. TO-Z09</p> <p>Price</p>
--